

IF IN DOUBT ASK

DRAWING NOT TO BE SCALED

THIRD ANGLE PROJECTION

DRG. CODE NO. D100463

USED ON

REF. DRGS.

PATT.

C/SM

PKC

S.G.

PL.G.

F.IT.

M/C

INSP.

ROUGHNESS NUMBERS

NB TO N12

N7 TO N8

N6 TO N7

N5 TO N6

FINISH SYMBOLS

125 MICROS INCHES OR 3.2 MICROMETRES

64 TO 125 MICROS INCHES OR 1.6 TO 3.2 MICROMETRES

32 TO 63 MICROS INCHES OR 0.8 TO 1.6 MICROMETRES

16 TO 31 MICROS INCHES OR 0.4 TO 0.8 MICROMETRES

FOR JOINT FACES IN / . JOINT NORMAL #7 . JOINT SUPERFINE FINISHES TO TOL. THIS E.G. #7 . 1 MICRO INCH . #8 . 0.25 MICROMETRES

R1 . POLISH

R2 . NORMAL

F1 . FINE

S1 . SUPERFINE

CAD DRAWING NOT TO BE MODIFIED

INSPECTION BY

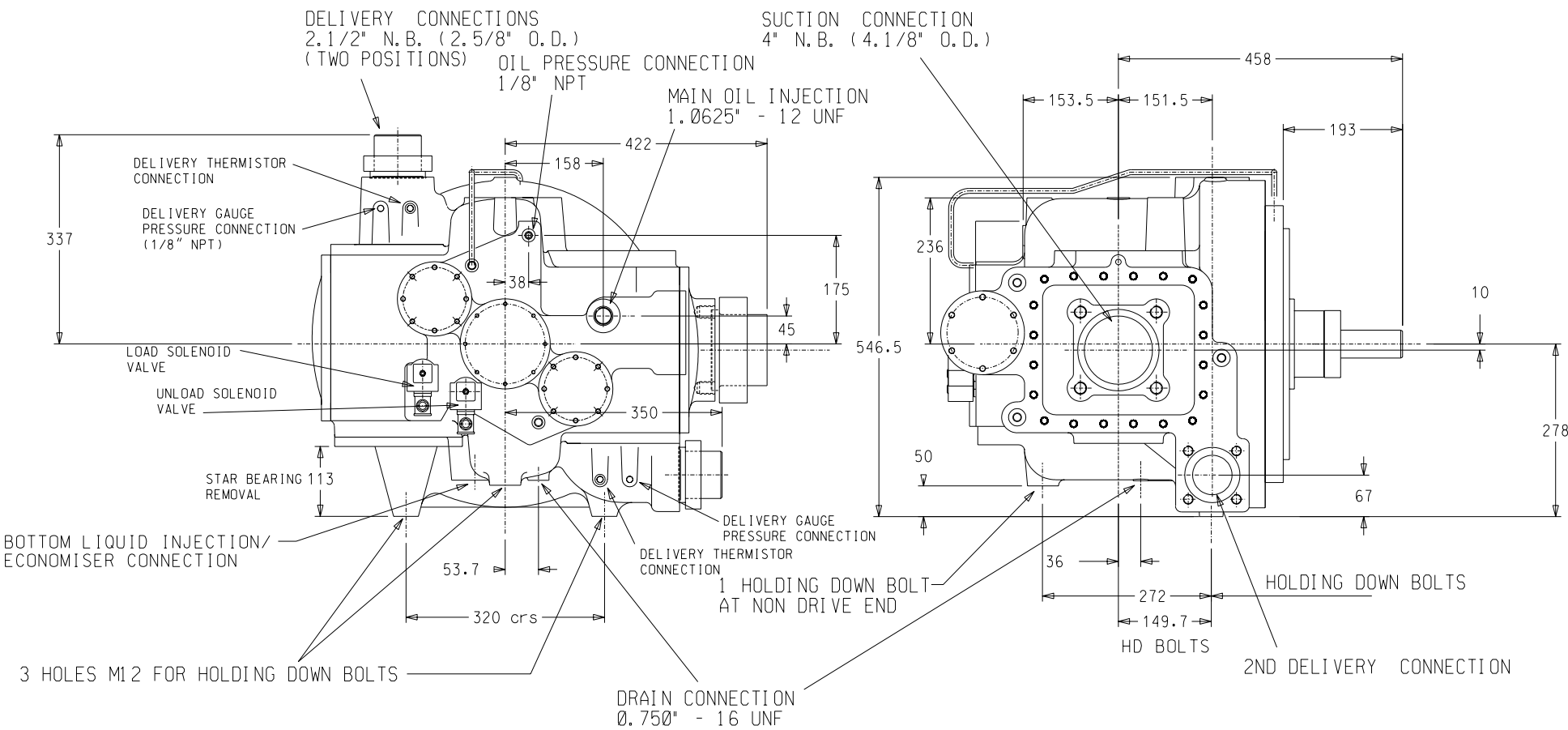
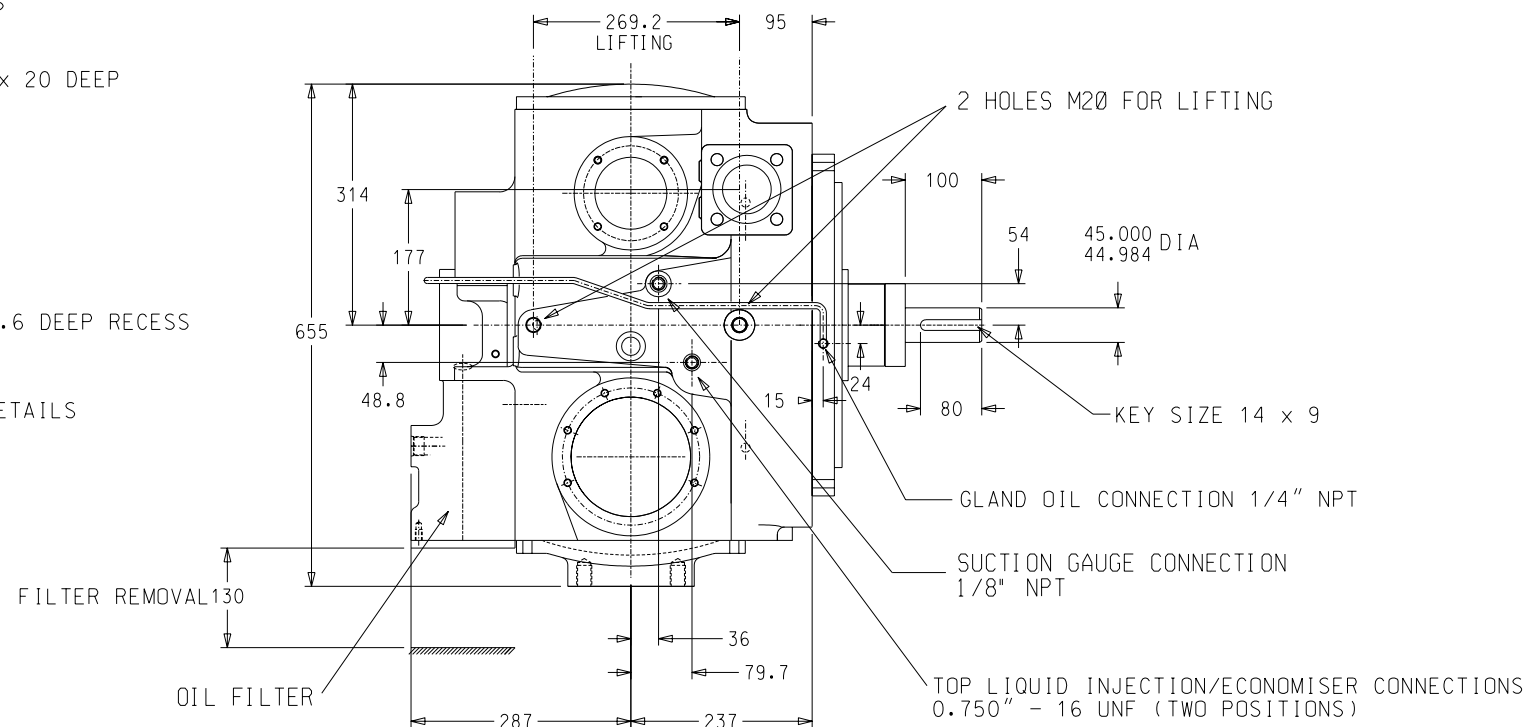
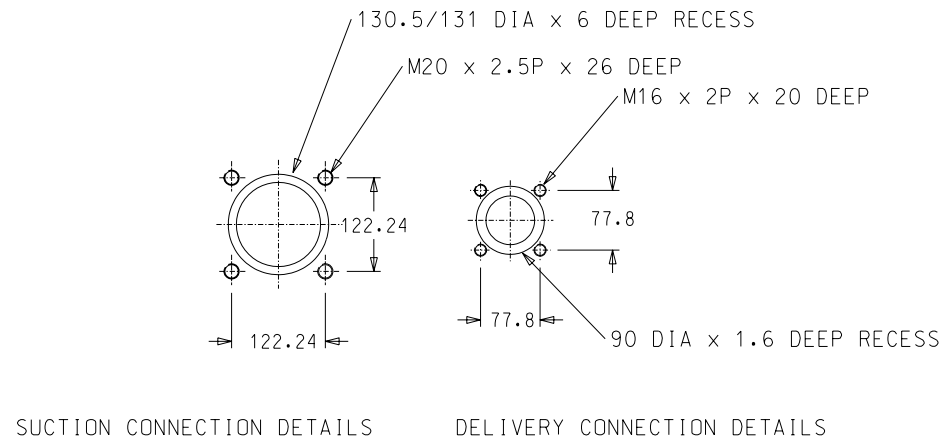
DATE APPROVED

DRAWN

AAE

20/10/05

SIZE A1



MANU. ORDER NO.	CONTRACT ORDER NO.	REMARKS

INSPECTION BY	5	9	PROTECTIVE FINISH	TEST PRESSURE	TOLERANCES EXCEPT WHERE OTHERWISE STATED, (BRACKETED) DIMS. FOR REF. ONLY.	MATERIAL
			PATT NO.		IMPERIAL UNITS FRACT. DIMS. : .020" DECIMAL DIMS. : .010"	
			WEIGHT	TITLE	METRIC UNITS DECIMAL DIMS. : 0.5 MILLIMETRES	
			SCALE NTS	PHYSICAL DATA HSO4200 COMPRESSOR		
			DIMENSIONS IN MM			

THIS DRAWING MUST NOT WITHOUT THE CONSENT OF J & E HALL LIMITED BE SHOWN TO ANY PERSON NOT EMPLOYED BY THE RECIPIENT OR BE COPIED OR USED FOR THE PURPOSE OF MANUFACTURING ANY ARTICLE SHOWN IN THIS DRAWING. THIS DRAWING TOGETHER WITH ANY COPIES MADE BY THE RECIPIENT SHALL BE RETURNED TO J & E HALL LIMITED ON DEMAND. THE COPYRIGHT IN THIS DRAWING SHALL BE AND REMAIN THE SOLE PROPERTY OF J & E HALL LIMITED.

J & E HALL LIMITED UNIT 40/41, PEARSON WAY, QUESTOR, DARTFORD, KENT, DA1 1JN, ENGLAND

DRAWING CODE NO. D100463

ISSUE NO. 01 SHEET NO. 1 OF 1